

Overview

- PROFINET and EtherNet/IP interface integrated
- FEX image processor
- FEXLoc 360° part location
- ColorFex intelligent 3D color assistant
- Flexible result conjunction
- VeriFlash flash controller integrated
- VeriSens XC Tube included in delivery
- Download VeriSens Application Suite: www.baumer.com/vs-sw



Picture similar



Technical data

General data		Electrical data	
Resolution	1280 × 960 px	Digital inputs	5 inputs trigger job selection external teach-in encoders (CH-A, CH-B) 500 kHz
Sensor type	1/3" CCD, color	Outputs	PNP I _{peak} = 100 mA and I _{eff} = 50 mA (short-circuit proof)
Illumination	external, available as accessory	Digital outputs	5 outputs Pass / Fail Flash Sync Alarm Camera Ready Output Enable
Illumination connection	direct (integrated VeriFlash® flash controller)	Initial setup	Ethernet (10BASE-T / 100BASE-TX)
High-resolution mode	max. 31 inspections per second	Process interface	PROFINET (CC-A) EtherNet/IP™ TCP/UDP (Ethernet)
Number of jobs (products)	≤ 255	Visualization	configurable web interface with MultiViewer function
Features per job	32	Mechanical data	
Signal processing	Baumer FEX® 4.0	Width	53 mm (without lens/tube)
Defect image memory	8	Height	99.5 mm (without lens/tube)
Lens	C-mount	Depth	49.8 mm (without lens/tube)
Electrical data		Weight	≤ 300 g (without lens/tube)
Nominal voltage power supply	24 V ±25 %	Material	housing: aluminum cover glass XC tube: PMMA
Nominal voltage power supply (add-on)	Class 2 according to NEC / protection class III		
Nominal voltage power supply (info)	The device is intended for supply from an isolated limited power source according to UL61010-1, 3rd ed cl. 9.4 or a limited energy source according to UL60950-1 or Class 2 according to NEC.		
Power consumption	Max. 42 W (with I/O and lighting)		
Inputs	8 ... 30 V (polarity protected)		

Technical data

Environmental conditions

Operating temperature	+5 ... +55 °C @ T = measurement point
Storage temperature	-20 ... +70 °C
Humidity	0 ... 90 % (non-condensing)
Protection class	IP 67 (with tube)
Vibration load	IEC 60068-2-6 IEC 60068-2-64
Mechanical shock resistance	EN 60068-2-27

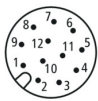
Code types

Barcode	2/5 Industrial 2/5 Interleaved Codabar Code 39 Code 93 Code 128 PharmaCode EAN 8 EAN 13 UPC-A UPC-E GS1 DataBar GS1 128
Matrix code	DataMatrix (ECC 200) GS1-DataMatrix QR-Code PDF417
Font	many font styles (recommended: sans serif, proportional) Dot Matrix characters: A-Z a-z 0-9 + - . : / ()

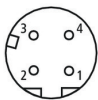
Feature checks

Part location	part location on contours part location on edges part location on circle part location on text line
---------------	--------------------------------------------------------------------------------------------------------------

Electrical connection



1: PWR (+18-30 V DC)	7: OUT3
2: Ground	8: IN3
3: IN1 (Trigger)	9: OUT4
4: OUT1	10: IN4
5: IN2	11: IN5
6: OUT2	12: OUT5



1: TD+	3: TD-
2: RD+	4: RD-

Feature checks

Geometry	Distance circle angle count edges point position edge characteristics
Feature comparison	count contour points contour comparison brightness contrast area size count areas pattern comparison color identification color positioning
Identification	Barcode Matrix code text

Integrated flash controller

Voltage	12 V DC or 24 V DC (permanent) 24 V DC or 48 V DC (pulsed)
Current	$I_{\max} = 800 \text{ mA}$ at 24 V DC (permanent) ($\pm 10 \%$, at least $\pm 100 \text{ mA}$, at 25 °C) $I_{\max} = 4 \text{ A}$ at 48 V DC (pulsed) (+10/-20 % %, at least $\pm 100 \text{ mA}$, at 25 °C)
Flash time	max. 1 ms (Duty Cycle max. 1:10)

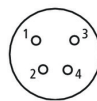
Conformity

Conformity	CE RoHS KC (R-R-BkR-VeriSens-XC-IP) UL recognized
------------	------------------------------------------------------------

Non-volatile memory

Flash memory size	2000 Mbit Flash S34ML02G100BHI0000
-------------------	------------------------------------

Electrical connection



1: +24 V or +48 V Flash	3: Ground
2: +12 V or +24 V Flash	4: Flash Sync

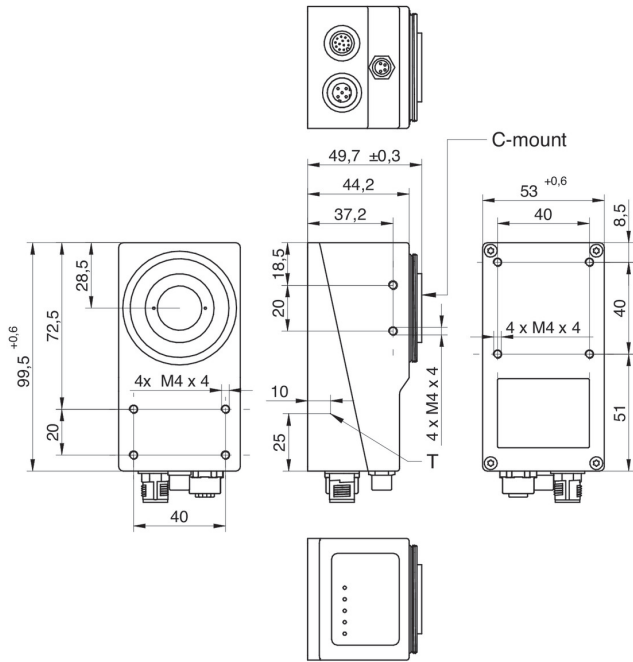
voltage outputs configurable by software

VS XC800C12X00IP

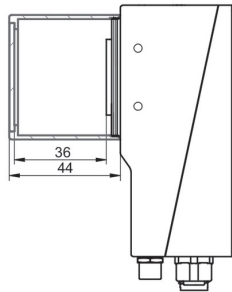
XC800

Article number: 11180704

Dimension drawing



C-mount support



XC Tube, XC Tube Module

