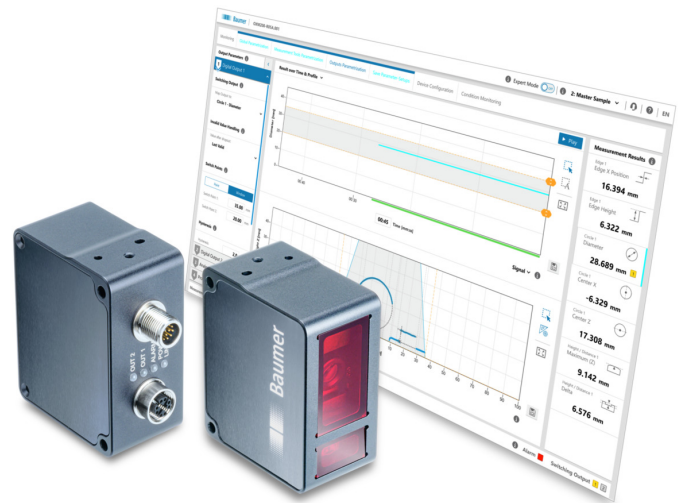


Overview

- Output of calibrated 2D point cloud for further external PC processing
- Sensor parameterization via intuitive web interface
- Free SDK with example code
- Encoder & Trigger input



Picture similar



Technical data

General data

Type	Measuring mode: Profile in x-z
Measurement range MR	100 mm
Clearance distance	150 mm
Working range (Sdc ... Sde)	150 ... 250 mm
Reference distance	200 mm
Field of view (@Sdc ... Sde)	75 mm ... 125 mm
Resolution X (@Sdc ... Sde)	125 ... 210 µm
Profiles per second	200 ... 800 Hz
Profile points	630 pixel
Resolution Z (@Sdc ... Sde)	12 ... 18 µm
Repeat accuracy Z	10 µm
Linearity deviation Z	± 0.1 % MR
Temperature drift	± 0.04 %Sde/K

Light Source

Laser class	2
Laser wavelength	Red (660 nm)
Max. laser power	21.2 mW
Light point shape (at reference distance)	Line Length (x) 125 mm Line Width (z) < 400 µm

Interfaces and connectors

Software / parametrisation	Integrated Webserver for parametrisation
Interfaces / output circuit	Fast Ethernet 100-MBit/s
Protocols	UDP, SDK (C#, C++, .NET, Python)

Electrical data

Voltage supply range +Vs	18 ... 30 VDC
Switching outputs	1 x Alarm Output (Push Pull)
Power supply	typ. 2.4W (100 mA max at 24 V) IEEE 802.3af Power over Ethernet (PoE)
Electrical connection	M12, 12-pin, A-coded, male

Electrical data

Ethernet connection	M12 8-pol, X-coded, female
Encoder input specifications	4 Inputs Differential: A/B HTL / TTL available High Level: 2.5 V ... +Ub / PoE 2.5 ... 24 V Low Level: < 1.5 V Max. Frequency 30kHz
Trigger input specification	High Level: 8 V ... +Ub / PoE 8 ... 24 V Low Level: < 2.5 V

Mechanical data

Material	Case: Aluminium, Front Cover: Glass
Dimensions (W x H x D)	36 mm x 74 mm x 60 mm
Width	36 mm
Height	74 mm
Depth	60 mm
Weight	270 g

Environmental conditions

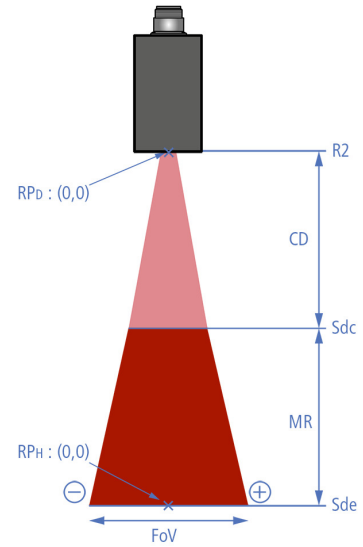
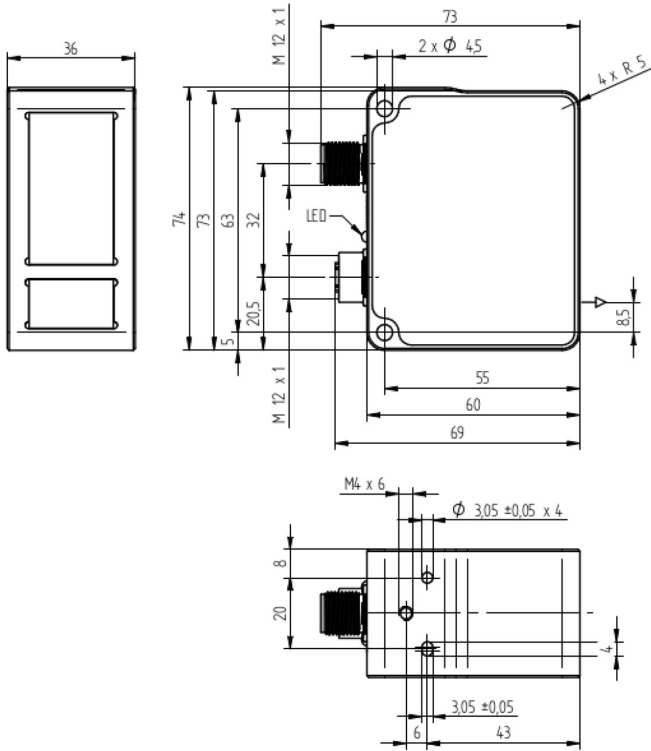
Ambient temperature	0 ... + 45 °C
Storage temperature	- 10 ... + 60 °C
Ambient humidity	20 ... 85 %
Protection class (IEC 60529)	IP65
Vibration (sinusoidal)	1 mm p-p at f = 10 - 55 Hz, duration 5 min per axis 30 min endurance at f = 55 Hz per axis IEC 60068-2-6:2008
Shock (semi-sinusoidal)	30 g / 11 ms, 6 jolts per axis and direction IEC 60068-2-27:2009
Ambient light immunity	< 25 kLux

Conformity

Conformity	CE UL
------------	----------

The product features and technical data specified do not express or imply any warranty. Technical modifications subject to change.

Technical drawings



Ethernet connection

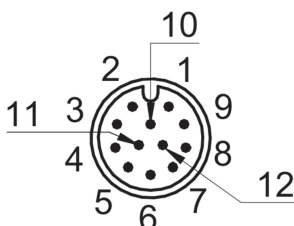
M12 8-pol, X-coded, female

Pin assignment

Electrical connection

M12 12-pol, A-coded, male

1	Power(18..30VDC)
2	GND
3	Encoder A
4	DNC
5	Encoder A neg.
6	OUT1
7	Encoder B
8	DNC
9	IN1 (sync in)
10	Encoder B neg.
11	Power(18..30VDC)
12	GND



Pin assignment

Ethernet connection

1	RX +
2	RX -
3	TX +
4	TX -
5	- VDC
6	- VDC
7	+ VDC
8	+ VDC

