

Overview

- Automatic adjustment of exposure time for precise measurements on changing materials
- High immunity to ambient light for reliable measurements regardless of ambient conditions
- Point beam shape for a precise measurement
- Adjustable filters for particularly stable measurement results



Picture similar



Technical data

General data

Type	Distance measuring
Measuring distance Sd	50 ... 350 mm
Measuring range Mr	300 mm
Adjustment	Teach-in: button / IO-Link
Power on indication	LED green
Output indicator	LED yellow
Repeat accuracy	2 ... 30 µm
Linearity error	± 0.1 % Mr , 50 ... 200 mm ± 0.15 % Mr , 50 ... 350 mm
Beam type	Point
Temperature drift	0,05 % Sde/K

Light Source

Light source	Pulsed red laser diode
Wave length	660 nm
Laser class	2
Maximum pulse power	2 mW
Pulse duration	0.001 ... 1.2 ms
Pulse period	0.2 ... 3.4 ms

Electrical data

Response delay	0.4 ms
Measuring frequency	5000 Hz
Voltage supply range +Vs	12 ... 28 VDC
Current consumption max. (no load)	50 mA
Output circuit	Analog and digital
Output signal	4 ... 20 mA / 2 ... 10 mA
Load resistance	< (+Vs - 9 V) / 0.02 A
Output current	< 100 mA
Short circuit protection	Yes
Reverse polarity protection	Yes, Vs to GND

Communication interface

Interface	IO-Link V1.1
IO-Link port type	Class A
Baud rate	230,4 kBaud (COM 3)
Cycle time	≥ 1 ms
Process data length	48 Bit
Process data structure	Smart Sensor Profile - DMS PDI48.INT32_INT8 Bit 0 = SSC1 (distance) Bit 2 = quality Bit 3 = alarm Bit 8-15 = scale factor Bit 16-47 = 32 Bit measurement

Mechanical data

Width / diameter	13.6 mm
Height / length	49 mm
Depth	40.3 mm
Type	Rectangular, front view
Housing material	Die-cast zinc
Front (optics)	Glass
Connection types	Connector M8 4 pin
Weight	67 g

Ambient conditions

Ambient light immunity	< 100 kLux
Protection class	IP 67
Operating temperature	-10 ... +50 °C
Storage temperature	-20 ... +60 °C
Vibration (sinusoidal)	IEC 60068-2-6:2008 1 mm p-p at f = 10 - 55 Hz, duration 5 min per axis 30 min endurance at f = 55 Hz per axis

Technical data

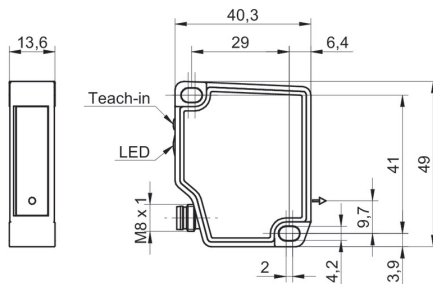
Ambient conditions

Shock (semi-sinusoidal) IEC 60068-2-27:2009
30 g / 11 ms, 6 jolts per axis and direction

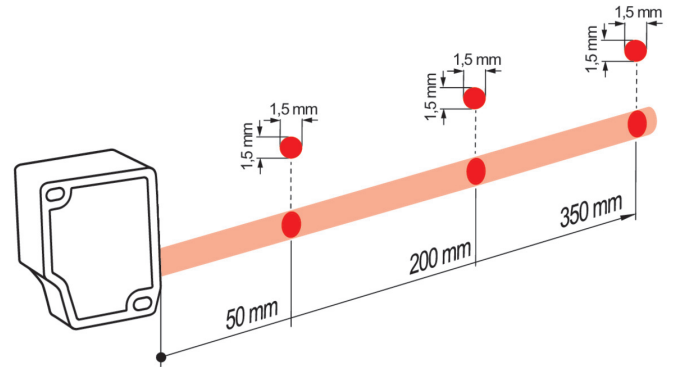
Remarks

- Measurement with Baumer standardized measuring equipment and targets (Measurement on 90% remission (white)). Values of Resolution, linearity error and repeat accuracy apply to a measurement with filter setting (Median: 9, Average: 128).

Dimension drawing



Beam characteristic (typically)



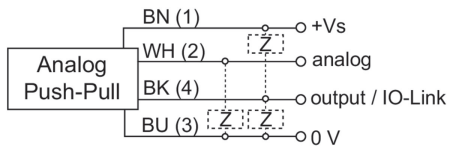
Laser warning



LASER RADIATION
DO NOT STARE INTO BEAM
Wavelength: 640...670nm
IEC 60825-1, Ed. 3, 2014
CLASS 2 LASER PRODUCT

IEC 60825-1/2014 Complies with 21 CFR 1040.10 and 1040.11 except for conformance with IEC 60825-1 Ed. 3., as described in Laser Notice No. 56, dated May 8, 2019

Connection diagram



Pin assignment

