


MIR 3000F

 Sensor head with magnetic tape for shaft $\varnothing 300 \dots 3185$ mm

512...131072 pulses or 512...16384 sinewave cycles per turn

Overview

- Encoder without bearings - incremental with magnetic sensing
- Flexible design for wide shaft diameter range
- Square-wave signals HTL/TTL or sine signals
- Max. 131072 pulses per revolution
- Status indication via system OK output and LED
- Robust and wearless
- Fully encapsulated electronics IP 67
- Large mounting tolerances
- Magnetic rotor included in delivery



Technical data

Technical data - electrical ratings

Voltage supply	4.75...30 VDC
Consumption w/o load	≤ 300 mA (24 VDC)
Initializing time	≤ 1000 ms after power on
Output signals	A+, B+, R+, A-, B-, R-
Sensing method	Magnetic
Status indicator	Color-LED, system OK output
Interference immunity	EN 61000-6-2
Emitted interference	EN 61000-6-3
Approval	CE UL approval / E217823

Technical data - electrical ratings (square-wave)

Pulses per revolution	512 ... 131072
Phase shift	$90^\circ \pm 2^\circ$
Duty cycle	45...55 %
Reference signal	Zero pulse, width 90°
Output frequency	≤ 500 kHz (HTL) ≤ 2 MHz (TTL)
Output stages	HTL TTL/RS422

Technical data - electrical ratings (SinCos)

Sinewave cycles per revolution	512 ... 16384
--------------------------------	---------------

Technical data - electrical ratings (SinCos)

Phase shift	$90^\circ \pm 2^\circ$
Reference signal	Zero pulse, width 360°
Output frequency	≤ 500 kHz
Output stages	SinCos 1 Vpp

Technical data - mechanical design

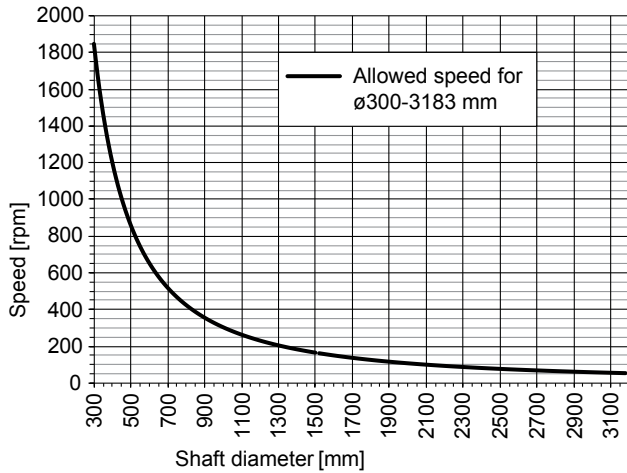
Dimensions (sensor head)	165 x 25 x 93 mm
Shaft type	$\varnothing 300 \dots 3185$ mm (through hollow shaft)
Axial tolerance	± 5 mm (belt to head)
Radial tolerance	1...3 mm (belt to head)
Protection EN 60529	IP 67
Operating speed	≤ 1850 rpm ($\varnothing 300$ mm) ≤ 150 rpm ($\varnothing 1500$ mm)
Material	Housing sensing head: aluminium alloy Magnetic belt: stainless steel (1.4310)
Operating temperature	$-40 \dots +85^\circ$ C
Resistance	IEC 60068-2-6 Vibration 30 g, 10-2000 Hz IEC 60068-2-27 Shock 300 g, 6 ms
Weight approx.	730 g (head) 120 g (belt/m), 17 g (lock)
Connection	Flange connector M23, 12-pin

MIR 3000F

Sensor head with magnetic tape for shaft $\varnothing 300...3185$ mm

512...131072 pulses or 512...16384 sinewave cycles per turn

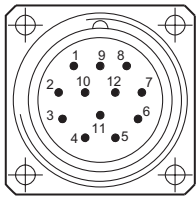
Speed dependent on the shaft diameter



Terminal assignment

View A (see dimension)

Assignment flange connector



Flange connector M23, male, 12-pin, counter-clockwise (CCW)

Pin	Assignment
1	B-
2	System OK-
3	R+
4	R-
5	A+
6	A-
7	dnu
8	B+
9	dnu
10	0V (\perp)
11	System OK+
12	+UB

No error if „System OK“ output = HIGH

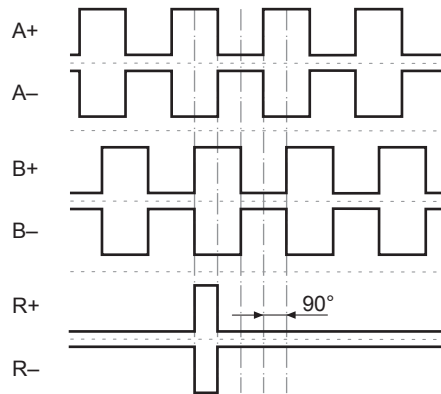
Terminal significance

+UB	Voltage supply
0V (\perp)	Ground
A+	Output signal channel 1
A-	Output signal channel 1 inverted
B+	Output signal channel 2 (offset by 90° to channel 1)
B-	Output signal channel 2 inverted
R+	Zero pulse (reference signal)
R-	Zero pulse inverted
System OK+	Error output
System OK-	Error output inverted
dnu	Do not use

Output signals

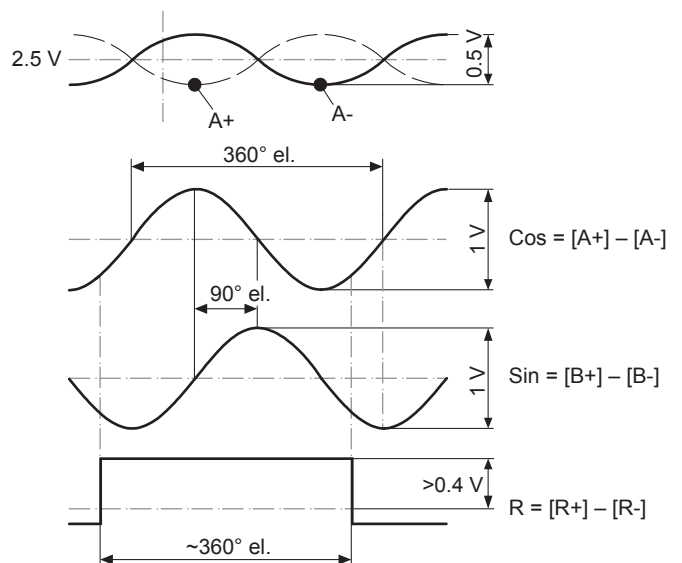
HTL/TTL

At positive rotating direction (see dimension)



SinCos

At positive rotating direction (see dimension)

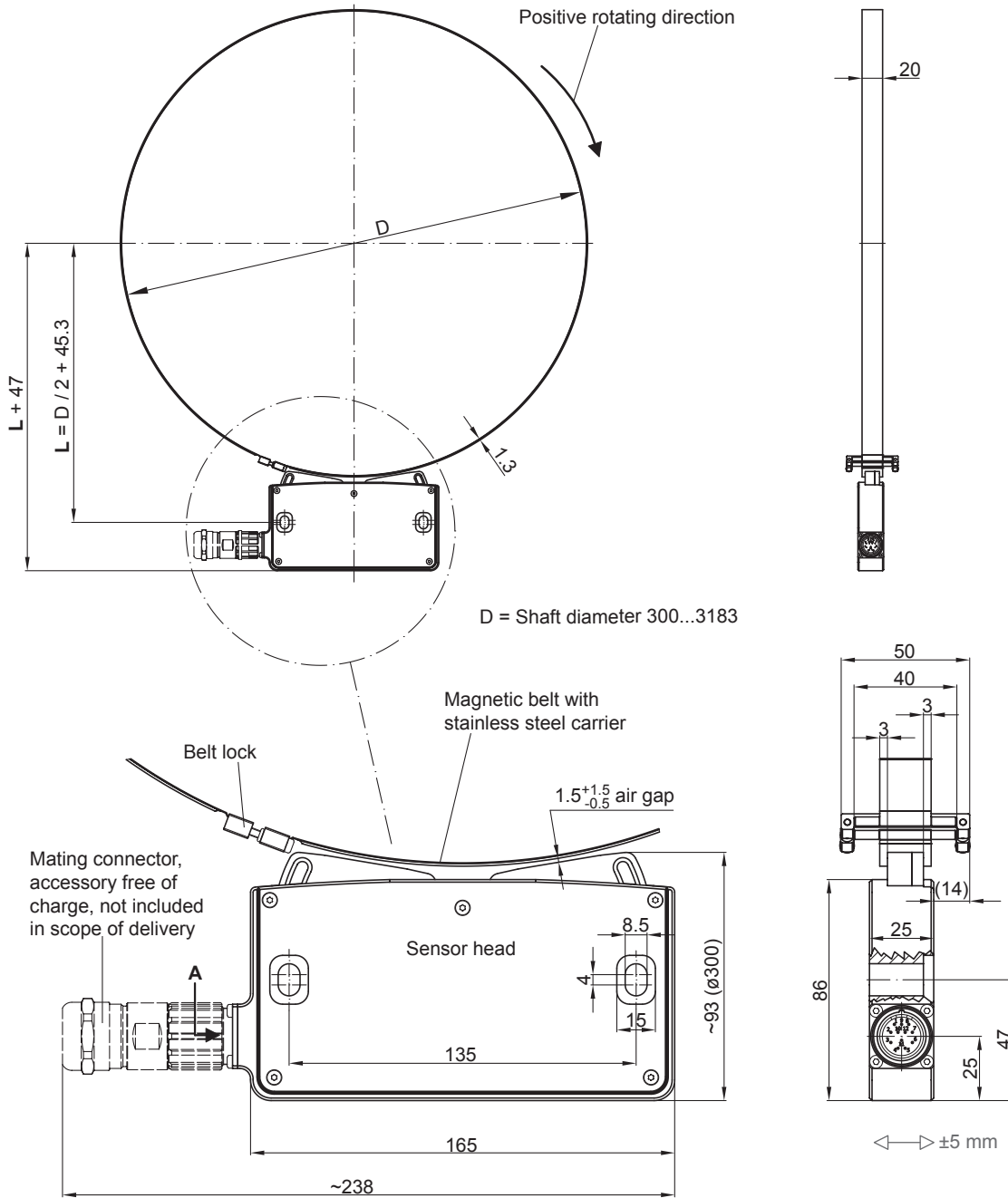


MIR 3000F

Sensor head with magnetic tape for shaft $\varnothing 300 \dots 3185$ mm

512...131072 pulses or 512...16384 sinewave cycles per turn

Dimensions



MIR 3000F

Sensor head with magnetic tape for shaft ø300...3185 mm

512...131072 pulses or 512...16384 sinewave cycles per turn

Ordering reference
MIR3000F - #### . M ## . ##### . A
Product

Encoder without bearings - incremental

MIR3000F

Through hollow shaft (Ø mm)

300 - 3185

 300 -
3185

Connection

Flange socket M23, 12-pin, pin contacts, CCW

M

Supply voltage / output

4,75...30 VDC, TTL/HTL push-pull (Vin=Vout)

Q

4,75-30 VDC, TTL (RS422)

F

4,75-30 VDC, SinCos 1 Vpp

T

Pulses per revolution⁽¹⁾

512

512

720

720

1000

1000

1024

1024

2048

2048

4096

4096

5000

5000

8192

8192

10000

10000

16384

16384

 32768⁽²⁾

32768

 131072⁽²⁾

131072

Operating temperature

-40...+85 °C

A

(1) Other pulse numbers/sinewave cycles on request.

(2) No SinCos output possible